

ClearVu® and Triad® Dispensers



9330 series



9346 series



9349



9350 series



9352 series

9330 Series

ClearVu Encore® Soap Dispenser

- 30-oz. tank
- tested and proven to work with antimicrobial, antibacterial, and antiseptic soaps
- accommodates liquid and lotion soaps, except pumice
- dispenses approximately 1 cc per stroke
- unique water-resistant top
- curved design
- large push bar meets ADA requirements
- see-thru tank
- removable backplate
- U.S. design patent
- replacement parts available

9346 Series

ClearVu® Soap Dispenser

- 46-oz. tank
- hidden security key lock prevents vandalism
- same features as 9330 series ClearVu Encore®
- replacement parts available

9349

ClearVu® Soap Dispenser

- special gray "sandstone" color with see-thru tank
- same great features as 9346 series ClearVu®

9350 Series

Triad® Soap Dispenser

- tested and proven to work with antimicrobial, antibacterial, and antiseptic soaps
- accommodates liquid & lotion soaps; except pumice
- versatile, push plunger valve
- dispenses .9 cc or more per stroke
- smooth, curved top
- two-tone tank color
- see-thru tank
- removable backplate
- hidden security key lock prevents vandalism
- meets ADA requirements
- replacement parts available

9352 Series

Deluxe Triad® Soap Dispenser

- see-thru tank
- same features as 9350 series Triad®
- replacement parts available

color

9330 white see-thru. 9331 gray see-thru

9346 white see-thru. 9347 gray see-thru

9349 gray "sandstone" see-thru

9350 tan. 9351 gray. 9357 black

9352 gray. 9353 tan. 9354 white. 9356 black

dimensions

9330 series – 6-1/4" H x 4-1/2" W x 4" D

9346 series – 8-1/2" H x 5-1/2" W x 4-1/4" D

9349 – 8-1/2" H x 5-1/2" W x 4-1/4" D

9350 series – 7-1/2" H x 4-3/4" W x 4-1/4" D

9352 series – 7-1/2" H x 4-3/4" W x 4-1/4" D

packaging

9330 series – 12/cs.

9346 series – 12/cs.

9349 – 12/cs.

9350 series – 12/cs.

9352 series – 12/cs.

Foaming Soap Dispensers

new

9320

Bulk Foaming Soap Dispenser

- creates a thick and rich foam with foaming soaps
- foams regular lotion soaps with 1:3 soap to water dilution
- greater skin area coverage with less soap dispensed
- more handwashings at less cost
- 800 ml capacity; dispenses .6 cc in liquid form
- hidden locking mechanism
- patented pump system
- ideal for restaurants, hotels, motels, office buildings, healthcare facilities, factories and much more



9320

color

9320 white see-thru

dimensions

9320 – 8" H x 5-1 1/4" W x 4-3 1/4" D

packaging

9320 – 6/cs.

color

3300 tan. **3301** white. **3302** gray*

3310 tan. **3311** white. **3312** gray. **3313** black*

400 white. **402** transparent. **403** gray. **404** black

8500 tan*

8511 white*

4100 translucent/chrome

4118LD translucent/chrome

dimensions

3300 series – 9" L x 5" W x 4-1/2" D

3310 series – 7-1/2" L x 5" W x 4-1/4" D

400 series – 5-1/2" H x 3-3/4" W x 3-1/2" D

8500 – 12" H x 8" W x 4-1/2" D

8511 – 12" H x 8" W x 4-1/2" D

4100 – 7" H x 3-3/4" W x 5-1/2" D


4118LD – 7-1/4" H x 4" W x 5-1/2" D


packaging

3300 series – 12/cs.

3310 series – 12/cs.

400 series – 12/cs. 

8500 – 4/cs. 

8511 – 4/cs. 

4100 – 24/cs.

4118LD – 12/cs.

* **note:** 3300, 3310 series, 8500, and 8511 will not pump solvents, iodine, or pumice-type soaps.

3300 Series

Deluxe Tank Soap Dispenser

- excellent for bulk filling
- see-thru tank
- meets ADA requirements
- .8 cc per stroke
- pull lever operation
- replacement parts available



3300 series

3310 Series

Soft Touch™ Deluxe Tank Soap Dispenser

- adjustable flow control valve
- "soft touch" push bar operation
- replacement parts available



3310 series

400 Series

Plastic Liquid Soap Dispenser

- 30-oz. capacity
- excellent for viscous soaps
- dispenses .9 cc or more depending on soap viscosity
- meets ADA requirements
- replacement parts available



400 series

8500

Large Capacity Pull Soap Dispenser

- 85-oz. capacity
- labor saver
- large opening for quick filling
- can be used with lotion and liquid soap products
- see-thru tank for easy viewing of soap
- great for high traffic areas
- replacement parts available



8500

8511

Soft-Touch™ Plus Large Capacity Soap Dispenser

- 85-oz. capacity
- labor saver
- "soft touch" push bar meets ADA requirements
- adjustable flow control
- large opening for quick filling
- can be used with lotion and liquid soap products
- see-thru tank for easy viewing of soap
- great for high traffic areas
- replacement parts available



8511

4100

Deluxe Globe Soap Dispenser (same as White 617)

- 16-oz. plastic globe
- replaceable metal valve/bracket
- industry standard for numerous bulk soap applications
- replacement parts available



4100

4118LD

Value-Plus Globe Soap Dispenser

- 18-oz. plastic globe
- rust and corrosion proof; chrome-plated plastic
- parts interchangeable with competitive globe dispensers
- includes screws for mounting
- replacement parts available



4118LD

Metal Dispensers



4020



4040



4032



4050



4010

4020

Horizontal Soap Dispenser (same as White 616)

- 40-oz. capacity
- stainless steel tank soap dispenser
- tamper and theft-proof
- use with liquid & lotion soaps only
- top fill with service key
- replacement parts available

4040

Vertical Soap Dispenser (same as White 615)

- same features as 4020 horizontal soap dispenser
- replacement parts available

4032

Counter-Mounted Soap Dispenser

- 32-oz. capacity
- accepts liquid and antibacterial/antimicrobial soaps
- free turning 4" spout
- 4" maximum mounting counter thickness
- mounts through 7/8" diameter hole
- designed for end of spout to extend over bowl
- meets ADA requirements
- polished bright chrome finish
- replacement parts available

4050

Liquid Soap Dispenser

- 12-oz. stainless steel
- no-drip pump
- top-fill with service key
- replacement parts available

4010

Metal Powder Soap Dispenser (same as White 618)

- holds one quart
- 4" opening top-fill
- service key
- chrome-plated inside and out

color

4020 stainless steel*

4040 stainless steel*

4032 chrome

4050 chrome

4010 chrome

dimensions

4020 – 4-3/16" H x 8-3/16" W x 2-11/16" D

4040 – 8-3/16" H x 4-7/8" W x 2-11/16" D

4032 – 11" H x 3-1/2" D

4050 – 6-3/4" H x 3-1/16" W x 6" D

4010 – 7-1/8" H x 4-7/16" W x 4-5/8" D

packaging

4020 – 24/cs.

4040 – 24/cs.

4032 – 24/cs.

4050 – 24/cs.

4010 – 24/cs.

* *note: 4020 and 4040 valves cannot be used with soaps containing antiseptic, iodine, corrosive additives, grit or pumice particles.*

Hands Free Dispensers



9360



9365

9360

FREEDOM® Bag-in-Box Sensor Soap Dispenser

- infrared motion sensor recognizes hand presence within a 4" range
- dispenser releases approximately .7 cc of soap per pump
- requires 4 "D" alkaline batteries (not included)
- hands free eliminates cross-contamination
- replacement parts available

9365

FREEDOM® Bulk-Fill Sensor Soap Dispenser

- features refillable 800ml/27-oz. plastic cartridge
- cartridge has large, easy opening for quick filling
- nozzle has been tested to last up to one year
- cartridge will fit this unit only
- infrared motion sensor recognizes hand presence within a 4" range
- dispenser releases approximately .7 cc of soap per pump
- requires 4 "D" alkaline batteries (not included)
- hands free eliminates cross-contamination
- replacement parts available

color

9360 white

9365 white

dimensions

9360 – 10-1/4" H x 5-1/2" W x 4" D

9365 – 10-1/4" H x 5-1/2" W x 4" D

packaging

9360 – 12/cs.

9365 – 12/cs.

color

1300 tan

1300S tan

1310 gray/black

1360 black/natural

628-28 white

1305 white

1309 gray

dimensions

1300 – 6" H x 8-1/2" W x 7-1/4" D

1300S – 3-3/4" H x 7" W x 1-1/4" D

1310 – 17-1/4" H x 4" W x 9-1/2" D

1360 – 12-1/8" H x 8-1/4" W x 8-3/4" D

628-28 – 10-1/2" H x 4-1/2" W x 3" D

1305 – 4" H x 3" W x 9-1/2" D

1309 – 8-1/2" L x 5-1/2" W x 3-1/4" D


packaging

1300 – 6/cs.

1300S – bulk

1310 – 12/cs.

1360 – 4/cs.

628-28 – 12/cs. 

1305 – 12/cs.

1309 – 10/cs.

1300

Lotion Crank Soap Dispenser

- manufactured of high-impact, corrosion-resistant ABS plastic
- for 4-liter/1-gallon flat-top jug, approximately 1.4 cc per crank
- contains built-in reservoir for ready supply of product
- replacement parts available



1300

1300S

Swivel Adapter

- fits on backplate of 1300 dispenser
- manufactured of high-impact, corrosion-resistant ABS plastic
- allows for easy, no mess placement and removal of flat-top jug



1300S

1310

Lotion and Grit Lotion Soap Dispenser

- dispenses most pumice, grit, and D-limonene products
- accommodates 1-gal. flat top jugs (jug not included)
- great for industrial uses
- inner dispenser cylinder constructed of stainless steel



1310

1360

1-1/2-Gallon Bulk Grit and Lotion Dispenser

- holds up to 1-1/2-gal. of product
- push style dispenser
- handles heavy-duty lotions, grit soaps and D-Limonene based products



1360

628-28

Pumpette

- complete unit with pump screwed on to bracket
- bracket with 28mm thread on top and bottom
- includes 62828B Bracket and 906 pump
- 628-28B bracket only



628-28

1305

Push Paste or Grit Dispenser with Follower Block

- inner-working mechanism to dispense paste/grit soaps
- fits 3" can openings only
- follower block is packaged with every dispenser
- follower block can be filled, then placed on top of paste can to force product down
- replacement parts available



1305

1309

Push Paste Dispenser

- powerful dispensing vacuum
- does not require follower block
- * heavy-duty plastic push dispenser
- dispenses paste/grit soaps
- designed to fit 4-1/2 lb. paste cans only



1309

Handwashing Kit

new 5121



5121

Handwashing Kit

- economical solution to ensure employees have the proper tools to wash their hands
- includes ClearVu® Soap Dispenser, ClearVu® Combo Towel Dispenser and Hand Washing Chart
- ClearVu® Soap Dispenser is 30-oz. capacity
- ClearVu® Combo Towel Dispenser holds 300 C-fold or 500 multi-fold towels
- hand washing chart provides step-by-step instructions for proper hand washing
- ideal for restaurants, hotels, motels, office buildings, healthcare facilities, factories and more

color

5121 gray see-thru

dimensions

5120 – n/a

packaging

5120 – 1/cs.

Proper Handwashing

“handwashing is the single most important means of preventing the spread of infection.” U.S. Center for Disease Control
remember to wash hands using warm water and soap.

- 1**
wet

wet hands with warm water first
- 2**
soap

use soap – preferably antibacterial
- 3**
lather

lather well beyond wrists
- 4**
wash

work all surfaces thoroughly including wrists, palms, back of hands, fingers and under fingernails. rub hands together for at least 15-20 seconds.
- 5**
rinse

thoroughly rinse with clean, warm water – be sure not to touch sides of sink.
- 6**
dry

dry hands completely – use towel to turn off water and protect hands from resoiling.

hands should be washed!

- after touching ears, nose, mouth and hair
- after contacting an infected or otherwise unsanitary area of the body
- after use of a handkerchief or tissue
- after contact with unclean equipment or work surfaces
- after hand contact with soiled clothing, shop rags or any other material that is soiled
- before and after handling of raw food, partially cooked meat or poultry
- after handling money
- before and after eating
- after using the restroom

handwashing facts!

fact #1 –

68% of the population washes their hands after using the restroom.

fact #2 –

nosocomial infections (infections caught while in healthcare facilities) contribute to 100,000 deaths annually. One of the major reasons is the breakdown of handwashings.

fact #3 –

food poisoning causes 9,000 deaths annually. The key to food protection is handwashing!