

WINGITS® MODERN Elegance™

Structural 18/8 Stainless Steel Towel Bar

Model:
WMETB

Part Numbers:

WMETBPS6

6" Polished Finish

WMETBPS12

12" Polished Finish

WMETBPS18

18" Polished Finish

WMETBPS24

24" Polished Finish

WMETBPS30

30" Polished Finish

WMETBPS36

36" Polished Finish

WMETBSN6

6" Satin Finish

WMETBSN12

12" Satin Finish

WMETBSN18

18" Satin Finish

WMETBSN24

24" Satin Finish

WMETBSN30

30" Satin Finish

WMETBSN36

36" Satin Finish



Contemporary design combines with **PATENTED** BridgeBind™ Technology resulting in a Towel Bar with:

- Structural Stainless Steel
- Beauty-Functionality-Durability
- No lines for dirt to collect - maintenance free
- Unparalleled strength

BridgeBind™ Technology is the result of drilling a hole completely through stainless steel tubing, inserting a solid stainless steel pin, and HeliArc welding the pin to the far point of the tube; solidifying the pin and tube into one piece. Creating the ultimate structural bond.

MECHANICAL DATA

Width: See product part number for width.
Complete length of Towel Bar is usable surface.
Projection: 3" (7.6cm)

PRODUCT COMPOSITION

Entire product is 18/8 (304) stainless steel. Solid caps and pins are HeliArc welded to 18 gauge tube.

MODALITY

Use: Wall Installation.

Load Capability: 100 lbs. (45.4kg)

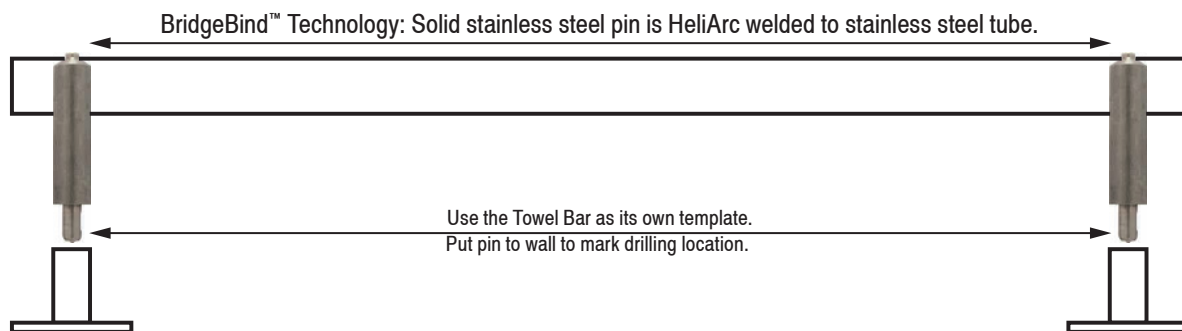
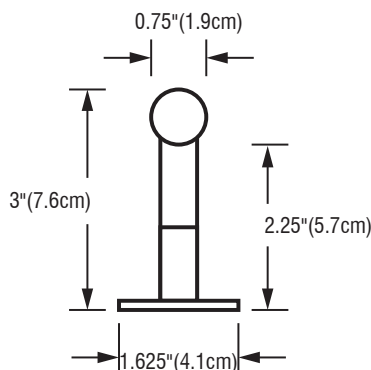
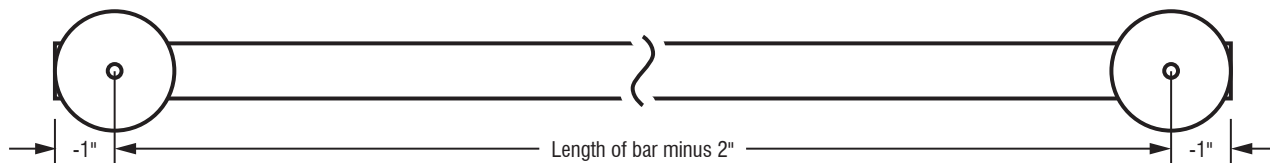
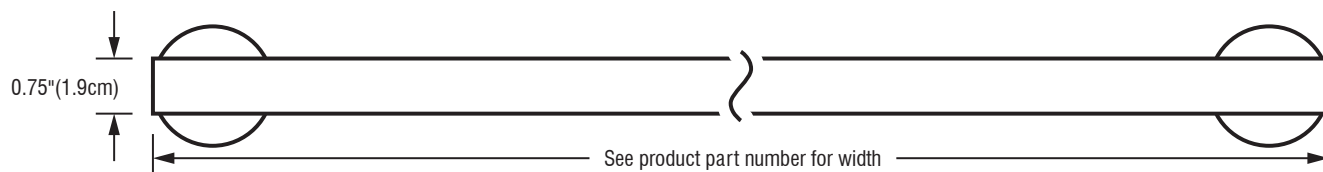
INSTALLATION

WingIts® MODERN Elegance™ Structural Stainless Steel Towel Bars are designed to be **installed into adequate structural blocking** or with **WingIts®** Master Anchor Fasteners for MODERN Elegance™ Bath Accessories (MAWME35).

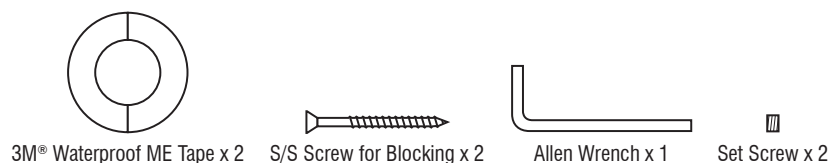
RECOMMENDED INTEGRATION

For hollow wall construction, it is recommended that **WingIts®** Master Anchor Fasteners for MODERN Elegance™ Bath Accessories (MAWME35) are used with this product. See Fastener instructions for applications.

WINGITS®



INCLUDED HARDWARE



OPTIONAL HARDWARE (Sold Separately)

